



Loose Tube All-Dielectric Slim Cable Dry / PP

FOSPC-XXX-X-SJADD-FT000-EX/ 2-432 Fibers


Applications



Outdoor




Duct Installation



Lashed



Air Blown Fiber



LOOSE TUBE ALL-DIELECTRIC SLIM CABLE
DRY 72F G652.D FIBER FT

Protections



UV Resistant



Water Blocking

Description

Loose Tube All-Dielectric Slim Cables Dry are the most commonly-deployed outdoor cables, because of its price and its installation flexibility, since these cables can be installed both in aerial (lashed) installations as well as in ducts through the following techniques: air-blown, jetted or pulled into a duct.

Waveoptics® Loose Tube Slim Cable has a reduced weight design and smaller diameter that allows the usage of smaller ducts.

Loose tubes made of PP are more flexible, allow an easier installation and routing and are dry of water blocking gel.

PE single jacket with additives makes a resistant, durable and easy to strip cable, providing superior protection against UV radiation, fungus, abrasion and other environmental factors.

The SZ-stranded method for loose tubes and two ripcords ensure a quick and easy mid-span access.

Dielectric central strength member requires no bonding or grounding.

Quality

Waveoptics® is a ISO-9001:2015 certified company.

We meet or exceed the following international standards:

- Telcordia GR-20: Generic requirements for optical fiber and optical fiber cable.
- IEC 60794: Basic requirements for optical fiber and cable elements.
- ANSI/ICEA S-87-640: Standard for optical fiber outside plant communications cable.

Each Waveoptics® cable meets the highest quality standards in the industry and contains a compliance certificate in which the performed tests in our quality laboratory are physically attached.

Folio PE-087-01-EN

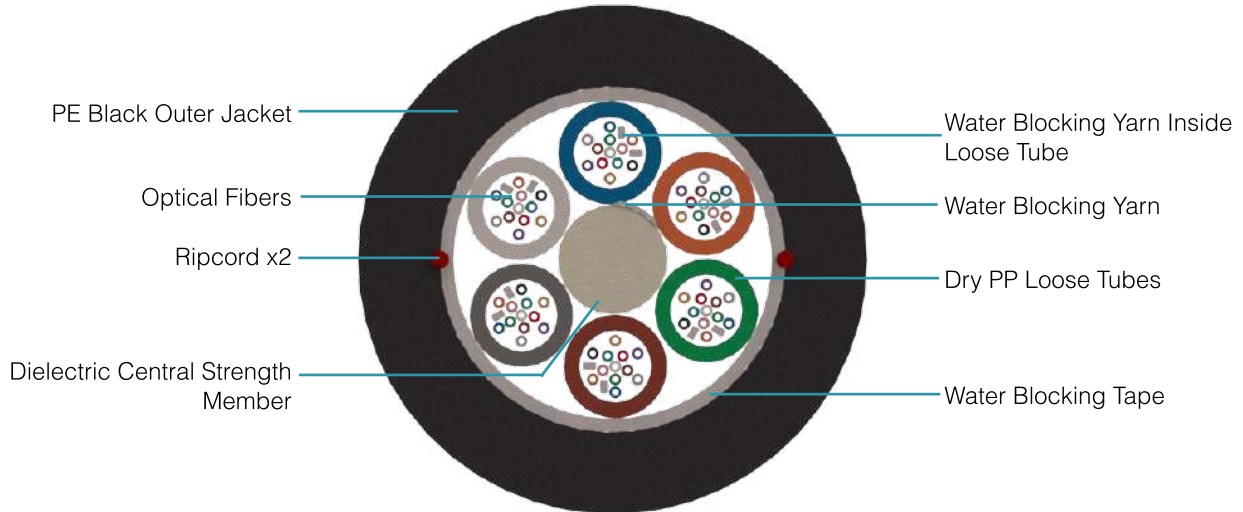
Last Review 3/3/2023


TECHNICAL DATA SHEET

OUTDOOR CABLE

FOSPC-XXX-X-SJADD-FT000-EX/ 2-432 Fibers

Dimensions & Properties



Design	
Fiber per Tube	2 - 12
Fiber Color Code / Loose Tube Color Code	
Dielectric Dielectric Strength Member	FRP
Outer Jacket Material / Thickness	Polyethylene / 1.5 mm (0.06 in)
Loose Tube Material / Diameter	PP / 1.9 mm (0.07 in)
Drum Length	10,000 ft, 15,000 ft & 20,000 ft (±5%)
Temperature Range	
Operation	-40°C to 70°C (-40° F to 158° F)
Installation	-30°C to 70°C (-22° F to 158° F)
Storage / Transport	-40°C to 70°C (-40° F to 158° F)
Mechanical Properties	
Crush Resistance (Short-Term / Long-Term)	2,200 N/100mm / 1,100 N/100mm
Minimum Bend Radius (Operation / Installation)	10 x OD / 20 x OD

Note: Waveoptics® recommends storing cable in a proper temperature environment prior to installation to allow the cable temperature to meet installation temperature range specifications for best installation results.

Folio PE-087-01-EN

Last Review 3/3/2023

TECHNICAL DATA SHEET

OUTDOOR CABLE

FOSPC-XXX-X-SJADD-FT000-EX/ 2-432 Fibers

Dimensions & Properties

Fiber Count	Loose Tube / Fillers	Cable Weight (kg/km) (lb/kft) (±10%)	Tensile Strength (N) (lbf) Long-Term/Short-Term	Nominal Outer Dimensions (mm) (in) (±5%)	Dielectric Strength Member Diameter (mm) (in) (Without PE / With PE)
2 - 12	1/5	47 (32)	890 / 2,700 (200/607)	9.3 (0.37)	2 (0.08)
24	2/4	47 (32)	890 / 2,700 (200/607)	9.3 (0.37)	2 (0.08)
36	3/3	47 (32)	890 / 2,700 (200/607)	9.3 (0.37)	2 (0.08)
48	4/2	47 (32)	890 / 2,700 (200/607)	9.3 (0.37)	2 (0.08)
60	5/1	47 (32)	890 / 2,700 (200/607)	9.3 (0.37)	2 (0.08)
72	6/0	47 (32)	890 / 2,700 (200/607)	9.3 (0.37)	2 (0.08)
96	8/0	80 (54)	890 / 2,700 (200/607)	10.5 (0.41)	3.2 (0.13)
144	12/0	115 (77)	890 / 2,700 (200/607)	12.8 (0.5)	3 / 5.5 (0.12 / 0.22)
192	16/2	122 (82)	890 / 2,700 (200/607)	13.6 (0.5)	2 (0.08)
216	18/0	124 (83)	890 / 2,700 (200/607)	13.6 (0.5)	2 (0.08)
288	24/0	145 (97)	890 / 2,700 (200/607)	15.3 (0.6)	2.6 / 3.7 (0.10 / 0.14)
432	36/0	181 (121)	890 / 2,700 (200/607)	17.9 (0.7)	2 (0.08)

Printed Information on Outer Jacket

==/MONTH//YEAR/WAVEOPTICS OPTICAL CABLE==SJADD==PP==  ==/FIBER TYPE//FIBER COUNT//FEET*/FT==/LOT#/=

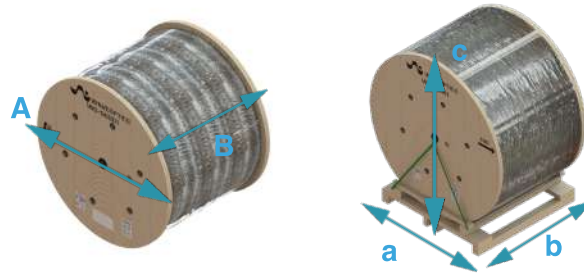
- Printed in white and resistant to physical tests on marking
- Marking interval: every 2 feet + 1%
- The marking can be changed according to customer requirements

TECHNICAL DATA SHEET

OUTDOOR CABLE

FOSPC-XXX-X-SJADD-FT000-EX/ 2-432 Fibers

Drum Dimensions and Pallet Packaging Information



Drum Length (ft) (m) (±5%)	Fiber Count	A (mm) (in) (± 5%)	B (mm) (in) (± 5%)	Drum and Pallet Total Weight (kg) (lb) (± 10%)	Total Packaging (± 5%)		
					a (mm) (in)	b (mm) (in)	c (mm) (in)
10,000 (3,048)	2-72	1,000 (39)	700 (28)	253 (557)	1,000 (39)	914 (36)	1,121 (44)
	96	1,150 (45)	850 (33)	379 (837)	1,150 (45)	1,067 (42)	1,271 (50)
	144	1,200 (47)	950 (37)	503 (1,109)	1,200 (47)	1,168 (46)	1,321 (52)
	192-216	1,200 (47)	1,000 (39)	536 (1,181)	1,219 (48)	1,219 (48)	1,321 (52)
	288	1,470 (58)	1,000 (39)	660 (1,456)	1,470 (58)	1,219 (48)	1,591 (63)
	432	1,650 (65)	1,000 (39)	804 (1,773)	1,650 (65)	1,219 (48)	1,771 (70)
15,000 (4,572)	2 - 72	1,200 (47)	900 (35)	366 (806)	1,200 (47)	1,168 (46)	2,181 (86)
	96	1,200 (47)	950 (37)	518 (1,142)	1,200 (47)	1,168(46)	1,321 (52)
	144	1,470 (58)	1,000 (39)	744 (1,640)	1,470 (58)	1,219 (48)	1,591 (63)
	192 -216	1,650 (65)	1,000 (39)	819 (1,806)	1,650 (65)	1,219 (48)	1,771 (70)
	288	1,650 (65)	1,000 (39)	915 (1,835)	1,650 (65)	1,219 (48)	1,771 (70)
	432	1,770 (70)	1,000 (39)	1,091 (2,405)	1,770 (70)	1,219 (48)	1,891 (74)
20,000 (6,096)	2-72	1,250 (49)	1,000 (39)	454 (1,000)	1,250 (49)	1,219 (48)	1,371 (54)
	96	1,300 (51)	1,000 (39)	657 (1,449)	1,300 (51)	1,219 (48)	1,421 (56)
	144	1,650 (65)	1,000 (39)	953 (2,102)	1,650 (65)	1,219 (48)	1,771 (70)
	192 -216	1,650 (65)	1,000 (39)	1,008 (2,223)	1,650 (65)	1,219 (48)	1,771 (70)
	288	1,770 (70)	1,000 (39)	1,147 (2,530)	1,770 (70)	1,219 (48)	1,891 (74)
	432	1,950 (77)	1,000 (39)	1,440 (3,174)	1,950 (77)	1,219 (48)	2,071 (82)

Note 1: Please contact your sales agent for higher fiber counts or different drum lengths available.

Note 2: All documentation included in each drum of cable is in english, if a different language is needed, please contact your sales agent.

All drums include:*

1. Drum handling instructions
2. Test report certificate
3. Product description (weight, dimensions, lot and part number)
4. End cable marking
5. Both ends include end caps to protect against humidity

Folio PE-087-01-EN

Last Review 3/3/2023

TECHNICAL DATA SHEET OUTDOOR CABLE

FOSPC-XXX-X-SJADD-FT000-EX/ 2-432 Fibers

Transmission Performance by Fiber Type

Fiber Type	Single Mode			
Waveoptics Fiber Type	G652.D	G657.A1	G657.A2	G655.C
Waveoptics Fiber Code	F	T	E	G
OFS® Fiber Type	G652.D	-		
OFS® Fiber Code	1	-		
Wavelength (nm)	1310/1550			1550/1625
Max.attn. (dB/km) (1)	0.36/0.25	0.36/0.25	0.4/0.3	0.25/0.27
Min. Bandwidth (MHz*km) (2)	-			
1-Gigabit Ethernet Distance (m) (3)	-			
10-Gigabit Ethernet Distance (m) (4)	-			
40/100-Gigabit Ethernet Distance (m) (5)	-			
Cable Marking Specifications	G652.D	G657.A1	G657.A2	G655.C
Notes: (1) Maximum attenuation after cabling process.				

Part Number Configuration

FOSPC-XXX-X-SJADD-FT000-EX

Fiber Count

002 - 2 Fibers
004 - 4 Fibers
006 - 6 Fibers
008 - 8 Fibers
012 - 12 Fibers
024 - 24 Fibers
036 - 36 Fibers
048 - 48 Fibers
060 - 60 Fibers
072 - 72 Fibers
096 - 96 Fibers
144 - 144 Fibers
192 - 192 Fibers
216 - 216 Fibers
288 - 288 Fibers
432 - 432 Fibers

Waveoptics® Fiber Type

F - SM G652.D
T - SM G657.A1
E - SM G657.A2
G - SM G655.C

OFS® Fiber Type

1 - SM G652.D

Optical Cable Compliance

EX - Waveoptics® Slim Standard

Note: please contact your Waveoptics® distributor if you need any additional compliance or if you have questions about the part number configuration.

Folio PE-087-01-EN

Last Review 3/3/2023