



UV Resistant Tight Buffer 900um Cable

FOSPC-09-X-S-XU-XXX-EX / 01 Fiber

Description


Waveoptics UV Resistant Tight Buffer 900um Cable is designed for indoor/outdoor applications. The size of the tight buffer is compatible with existing tooling and also fits a vast number of connectors. The following jacket colors are available: yellow, blue, aqua, white and black.

The following jacket materials are available:

PVC RISER UV: used in vertical installations. Prevents the spread of flames to higher floors, in case of fire. Riser cable jackets are rated for flame generation and are held to a lower standard compared to plenum cables.

PVC PLENUM UV: ideal for applications in spaces with good air circulation, such as low ceilings or under elevated floors. Resistant to fire and produces low smoke when burned. Cable jackets used in plenum spaces are rated for both flame and smoke generation.

All the jackets offer UV protection.



Quality

Waveoptics is a ISO-9001: 2015 certified company.

We meet or exceed the following international standards:

- IEC 60794: Basic requirements for optical fiber and cable elements.

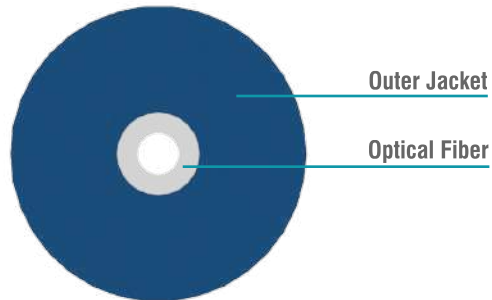
Each Waveoptics cable meets the highest quality standards in the industry and contains a compliance certificate in which the performed tests in our quality laboratory are physically attached.

Applications:



Protections:



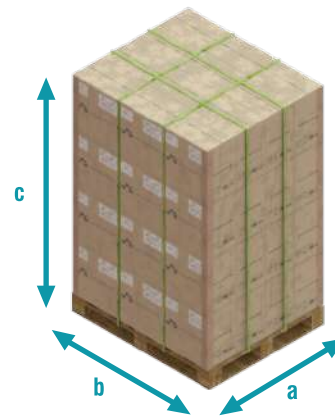
Dimensions and Properties
FOSPC-09-X-S-XU-XXX-EX / 1 fiber

TIGHT BUFFER 900UM OFNR UV BLUE 01F G652.D S EX

Design	
Fiber count	1
Tight buffer material*	PVC Riser UV / PVC Plenum UV
Nominal outer diameter	0.9 mm (0.04 in) (±5%)
Reel length	2 km (6,562 ft) (±5%)
Temperature range	
Operation	0°C to 70°C (32°F to 158°F)
Installation	0°C to 60°C (32°F to 140°F)
Storage / transport	-40°C to 70°C (-40°F to 158°F)
Mechanical properties	
Tensile strength (long-term / short-term)	3 N (0.67 lbf) / 6 N (1.35 lbf)
Minimum bend radius (operation / installation)	25 mm (1 in) / 50 mm (2 in)

Note: Waveoptics recommends storing cable in a proper temperature environment prior to installation to allow the cable temperature to meet installation temperature range specifications for best installation results.

*LSZH jacket also available upon request.

Material	Weight (kg/km) (lb/kft) (±10%)
PVC Riser UV	0.84 (0.56)
PVC Plenum UV	0.97 (0.65)

Reel Dimensions and Pallet Packaging Information
FOSPC-09-X-S-XU-XXX-EX / 1 fiber


Tight buffer material	Reel length (m) (ft) (±5%)	A (mm) (in) (±5%)	B (mm) (in) (±5%)	Reel weight (kg) (lb) (±10%)	Pallet capacity (m) (ft) (±5%)	a (mm) (in) (±5%)	b (mm) (in) (±5%)	c (mm) (in) (±5%)
PVC Riser UV	2,000 (6,562)	265 (10)	170 (7)	3.1 (6.8)	240,000 (787,402)	1,100 (43)	1,200 (47)	1,796 (71)
PVC Plenum UV				3.3 (7.4)				

Note 1: please contact your sales agent for different reel lengths available.

*Note 2: all documentation included in the packaging is in english, if a different language is needed, please contact your sales agent.

Packaging includes*:
1.- Reel handling instructions.
2.- Test report certificate.

3.- Product description (weight, dimensions, lot and part number).

Transmission Performance by Fiber Type
FOSPC-09-X-S-XU-XXX-EX / 1 fiber

Fiber type	Single Mode			
Waveoptics fiber type	G652.D	G657.A1	G657.A2	G657.B3
Waveoptics fiber code	F	T	E	N
OFS® fiber type	G652.D	AllWave® FLEX	AllWave® FLEX+	EZ-Bend®
OFS® fiber code	1	2	3	6
Wavelength (nm)	1310/1550			
Max. attn. (dB/km) (1)	0.4/0.3	0.4/0.3	0.4/0.3	0.4/0.3
Notes: (1) Maximum attenuation after cabling process. *For more information about the optical fibers, consult the corresponding data sheets.				

Part Number Configuration
FOSPC-09-X-S-XU-XXX-EX
Waveoptics optical fiber type

 F - SM G652.D
 T - SM G657.A1
 E - SM G657.A2
 N - SM G657.B3

OFS® optical fiber type

 1 - SM G652.D
 2 - AllWave® FLEX
 3 - AllWave® FLEX+
 6 - EZ-Bend®

Jacket material

 R - PVC Riser UV
 P - PVC Plenum UV

Outer jacket color

 YEL - Yellow
 BLU - Blue
 AQU - Aqua
 WHI - White
 BLA - Black

Optical cable compliance

EX - Waveoptics standard

AC - Buy American Act compliance

Note: please contact your Waveoptics distributor if you need any additional compliance or if you have questions about the part number configuration.