

Pushable Cable

FOSPC-0XX-X-XPS30-FT002-EX / 1-12 Fibers

Applications



Outdoor



Duct Installation



Bend Insensitive


Protections



Water Blocking



Crush Resistant



PUSHABLE UV RESISTANT CABLE Gel-Filled
12F G657A1 FIBER FT

Description

Waveoptics® Pushable Cable Gel-Filled is designed for installation in microducts.

Outer jacket made of PBT which provides great mechanical properties under a wide range of conditions such as crush test and impact test. Aramid yarn is used as a strength member. These two elements combined make a lightweight, robust and crush resistant cable that allows it to be pulled and pushed into a microduct, reducing fiber deployment cost, while maximizing the pulling and pushing distance.

Quality

Waveoptics® is a ISO-9001:2015 certified company.

We meet or exceed the following international standards:

- Telcordia GR-20: Generic requirements for optical fiber and optical fiber cable.
- IEC 60794: Basic requirements for optical fiber and cable elements.
- ANSI/ICEA S-87-640: Standard for optical fiber outside plant communications cable.

Each Waveoptics® cable meets the highest quality standards in the industry and contains a compliance certificate in which the performed tests in our quality laboratory are physically attached.

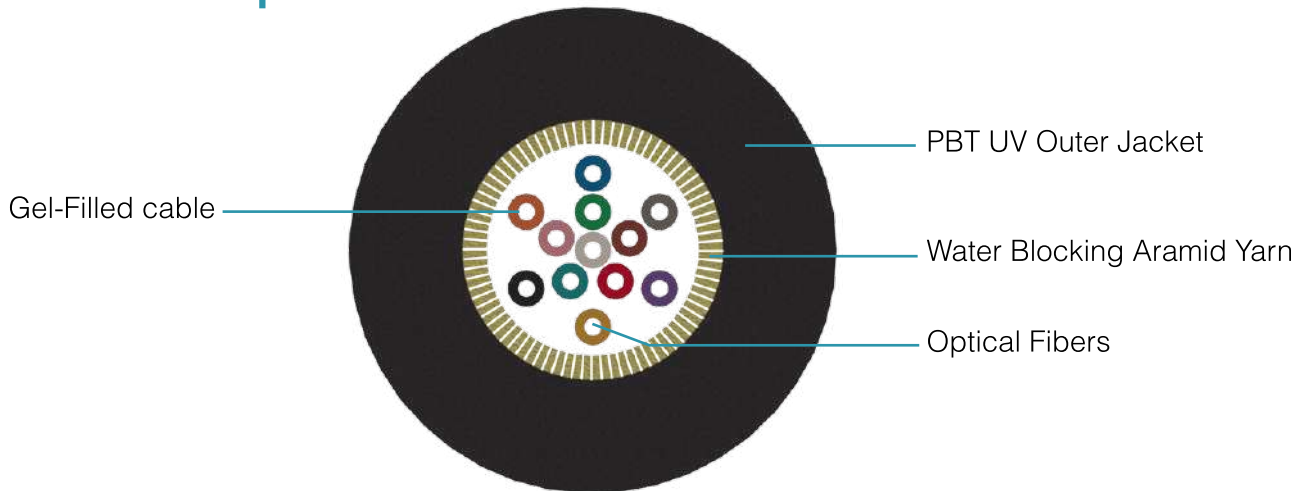
Folio PE-655-01-EN


Last Review 2/28/2023

TECHNICAL DATA SHEET OUTDOOR CABLE

FOSPC-0XX-X-XPS30-FT002-EX / 1-12 Fibers

Dimensions & Properties



| Design | |
|----------------------------|--|
| Fiber per Tube | 1 - 12 |
| Fiber Color Code |  |
| Dielectric Strength Member | Water Blocking Aramid Yarn |
| Outer Jacket Material | PBT / 0.50 mm (0.118 in) (±5%) |
| Drum Length | 3,200 ft or 10,000 ft (±5%) |
| Temperature Range | |
| Operation | -40°C to 70°C (-40° F to 158° F) |
| Installation | -30°C to 60°C (-22° F to 140° F) |
| Storage / Transport | -40°C to 70°C (-40° F to 158° F) |
| Mechanical Properties | |
| Maximum Crush Resistance | 500 N/100mm |
| Minimum Bend Radius | 50 mm (1.97 in) |

Note: Waveoptics® recommends storing cable in a proper temperature environment prior to installation to allow the cable temperature to meet installation temperature range specifications for best installation results.

TECHNICAL DATA SHEET OUTDOOR CABLE

FOSPC-0XX-X-XPS30-FT002-EX / 1-12 Fibers

Dimensions & Properties

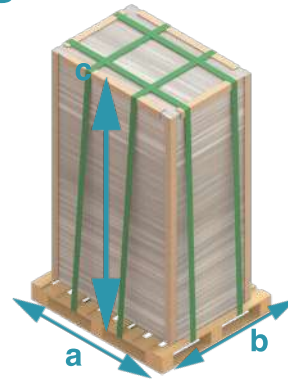

| Fiber Count | Cable Weight (kg/km) (lb/kft) ($\pm 5\%$) | Tensile Strength (N) (lbf) (Long-term/Short-term) | Nominal Outer Dimensions (mm) (in) ($\pm 5\%$) |
|-------------|--|--|---|
| 1 - 12 | 9.3124 (6.25) | 28 (6.3) / 92 (21) | 2.95 (0.12) |

Printed Information on Outer Jacket

= /MONTH//YEAR/ WAVEOPTICS OPTICAL CABLE==PUSHABLE==  ==/FIBER TYPE==/FIBER COUNT/= /FEET*/FT==/LOT# /=

- Printed in white and resistant to physical tests on marking
- Marking interval: every 2 feet + 1%
- The marking can be changed according to customer requirements

Drum Dimensions and Pallet Packaging Information



| Drum Length (ft) (m) ($\pm 5\%$) | Fiber Count | A (mm) (in) ($\pm 5\%$) | B (mm) (in) ($\pm 5\%$) | Drum and Pallet Total Weight (kg) (lb) ($\pm 10\%$) | Total Qty. per Pallet | Total Packaging($\pm 5\%$) | | |
|---------------------------------------|-------------|---------------------------------|---------------------------------|---|--------------------------|------------------------------|----------------|----------------|
| | | | | | | a (mm) (in) | b (mm) (in) | c (mm) (in) |
| 3,200 (980) | 1-12 | 365 (14) | 204 (8) | 599 (1,321) | 60 | 1,100 (40) | 1,219 (48) | 1,700 (67) |
| 10,000 (3,048) | | 457 (18) | 340 (13) | 300 (661) | 24 | 1,100 (40) | 1,219 (48) | 1,560 (61) |

Note 1: Please contact your sales agent for higher fiber counts or different drum lengths available.

Note 2: All documentation included in each drum of cable is in English, if a different language is needed, please contact your sales agent.

All drums include:*

1. Drum handling instructions
2. Test report certificate
3. Product description (weight, dimensions, lot and part number)
4. End cable marking
5. Both ends include end caps to protect against humidity

Folio PE-655-01-EN

Last Review 2/28/2023

www.waveoptics.net

info@waveoptics.net

TECHNICAL DATA SHEET OUTDOOR CABLE

FOSPC-0XX-X-XPS30-FT002-EX / 1-12 Fibers

Transmission Performance by Fiber Type

| Fiber Type | Single Mode |
|------------------------------|-------------|
| Waveoptics® Fiber Type | G657.A1 |
| Waveoptics® Fiber Code | T |
| Wavelength (nm) | 1310/1550 |
| Max.attn. (dB/km) (1) | 0.36/0.25 |
| Cable Marking Specifications | G657.A1 |

Notes:
(1) Maximum attenuation after cabling process

Part Number Configuration

FOSPC-0XX-X-XPS30-FT002-EX

Fiber Count

01 - 1 Fiber
02 - 2 Fibers
04 - 4 Fibers
06 - 6 Fibers
08 - 8 Fibers
12 - 12 Fibers

Waveoptics® Fiber Type

T - SM G657.A1

Packaging Type

N/A - Standard plastic reel packaging
R - Reel-in,a-box packaging

Optical Cable Compliance

EX- Waveoptics® Slim Standard

Note: Please contact your Waveoptics® distributor if you need any additional compliance or if you have questions about the part number configuration.